




**Label mount, without label, black**

**Part no.** M22S-ST-X  
**Catalog No.** 216392  
**Alternate Catalog No.** M22S-ST-XQ  
**EL-Nummer (Norway)** 4355412

### Delivery program

Product range			Accessories
Basic function accessories			Legend holder
			Without label
Width		mm	30
Height		mm	50
Design			Round
<b>Colour</b>			
			Black
RAL Value			RAL 9005
			
Degree of Protection			IP66
For use with			Pushbuttons Selector switches Key-operated buttons Indicator lights
Connection to SmartWire-DT			no
<b>Notes</b>			
Cannot be used for M22(S)-PV...			

### Technical data

#### General

Degree of Protection			IP66
Ambient temperature			
Open		°C	-25 - +70

### Design verification as per IEC/EN 61439

Technical data for design verification			
Rated operational current for specified heat dissipation	$I_n$	A	0
Heat dissipation per pole, current-dependent	$P_{vid}$	W	0
Equipment heat dissipation, current-dependent	$P_{vid}$	W	0
Static heat dissipation, non-current-dependent	$P_{vs}$	W	0
Heat dissipation capacity	$P_{diss}$	W	0
Operating ambient temperature min.		°C	-25
Operating ambient temperature max.		°C	70
IEC/EN 61439 design verification			
10.2 Strength of materials and parts			
10.2.2 Corrosion resistance			Meets the product standard's requirements.
10.2.3.1 Verification of thermal stability of enclosures			Meets the product standard's requirements.
10.2.3.2 Verification of resistance of insulating materials to normal heat			Meets the product standard's requirements.
10.2.3.3 Verification of resistance of insulating materials to abnormal heat and fire due to internal electric effects			Meets the product standard's requirements.
10.2.4 Resistance to ultra-violet (UV) radiation			Please enquire

10.2.5 Lifting		Does not apply, since the entire switchgear needs to be evaluated.
10.2.6 Mechanical impact		Does not apply, since the entire switchgear needs to be evaluated.
10.2.7 Inscriptions		Meets the product standard's requirements.
10.3 Degree of protection of ASSEMBLIES		Does not apply, since the entire switchgear needs to be evaluated.
10.4 Clearances and creepage distances		Meets the product standard's requirements.
10.5 Protection against electric shock		Does not apply, since the entire switchgear needs to be evaluated.
10.6 Incorporation of switching devices and components		Does not apply, since the entire switchgear needs to be evaluated.
10.7 Internal electrical circuits and connections		Is the panel builder's responsibility.
10.8 Connections for external conductors		Is the panel builder's responsibility.
10.9 Insulation properties		
10.9.2 Power-frequency electric strength		Is the panel builder's responsibility.
10.9.3 Impulse withstand voltage		Is the panel builder's responsibility.
10.9.4 Testing of enclosures made of insulating material		Is the panel builder's responsibility.
10.10 Temperature rise		Not applicable.
10.11 Short-circuit rating		Is the panel builder's responsibility. The specifications for the switchgear must be observed.
10.12 Electromagnetic compatibility		Is the panel builder's responsibility. The specifications for the switchgear must be observed.
10.13 Mechanical function		The device meets the requirements, provided the information in the instruction leaflet (IL) is observed.

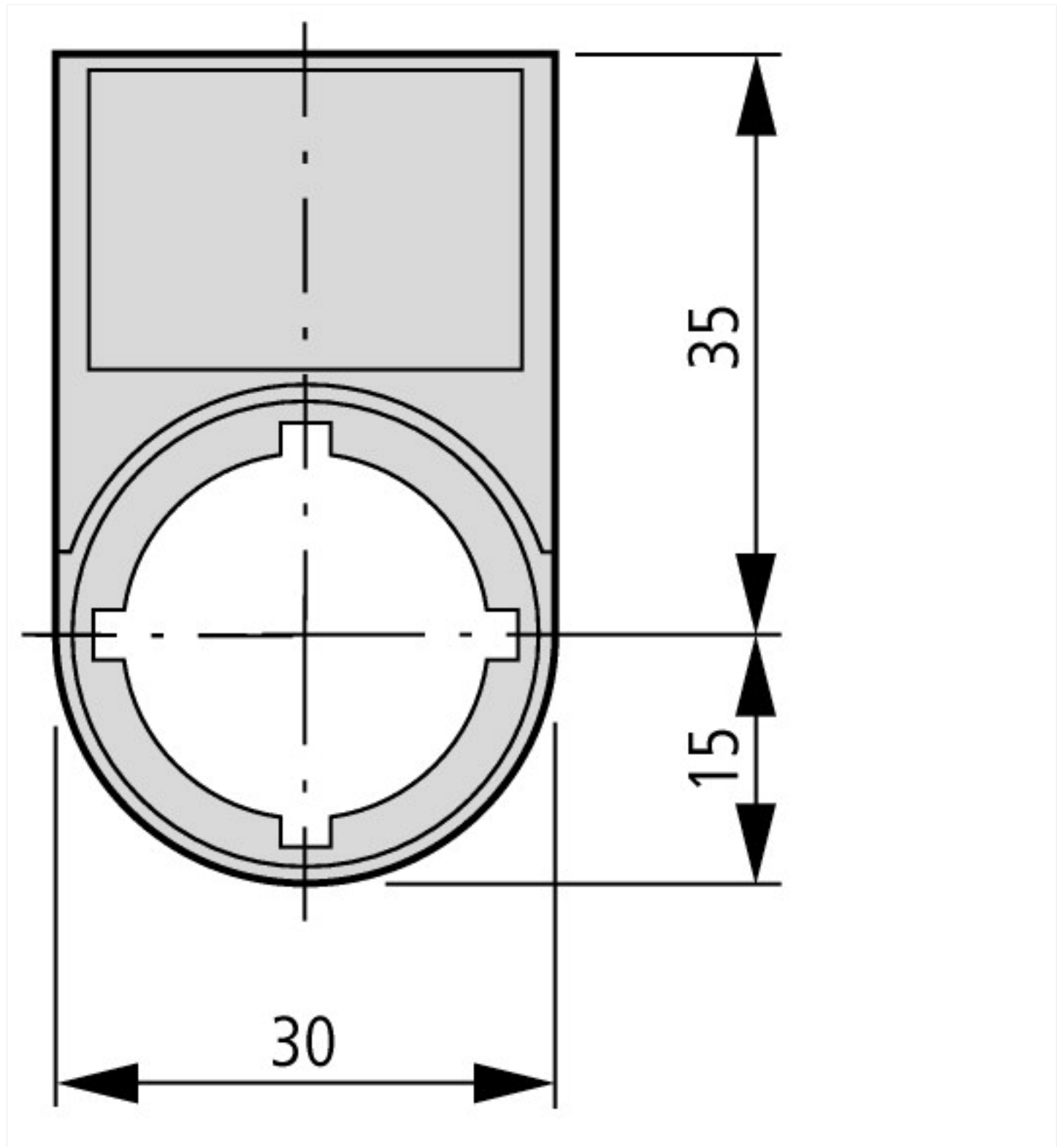
## Technical data ETIM 7.0

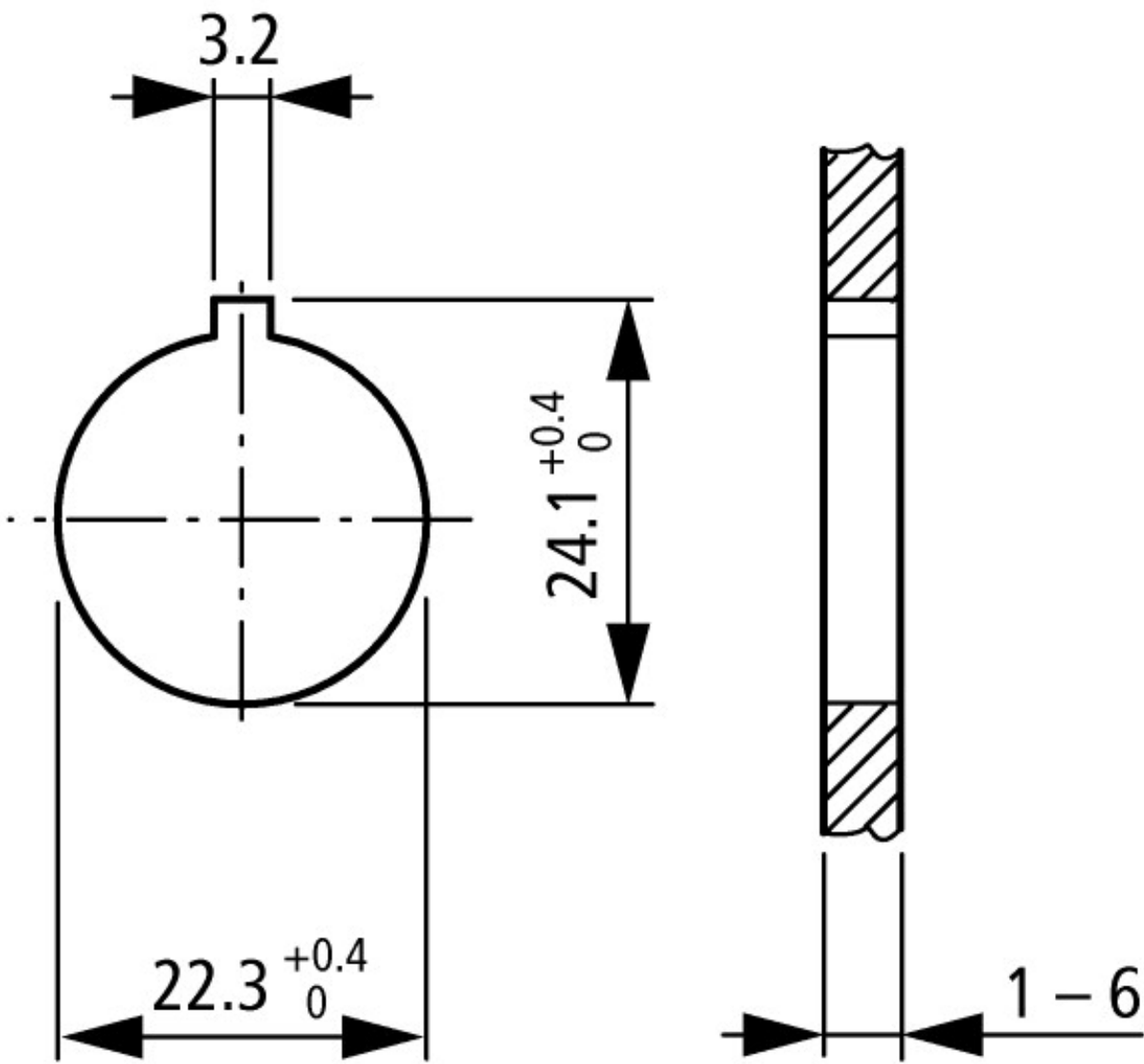
Low-voltage industrial components (EG000017) / Text plate holder for control circuit devices (EC001032)		
Electric engineering, automation, process control engineering / Low-voltage switch technology / Command and alarm device / Sign carrier for command devices (ecl@ss10.0.1-27-37-12-29 [AKF047014])		
Width	mm	30
Height	mm	50
Hole diameter	mm	22.5
Width opening	mm	0
Height opening	mm	0
Colour		Black
Shape		Rectangular

## Approvals

North America Certification		UL/CSA certification not required
-----------------------------	--	-----------------------------------

## Dimensions





Mounting hole with lug slot

Actuating and indicator elements